

Math 3/Precalculus
Function Family
Graphic Organizer

Name: _____

Date: _____

Period: B1

G _____

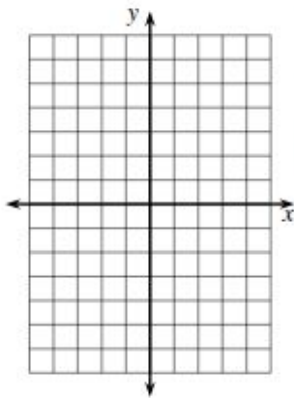
Function Family Graphic Organizer

Function Family:

Parent Function:

Equation of Transformed Function (Graphing Form):

Sketch of Transformed Graph:



The locator point (h, k) is:

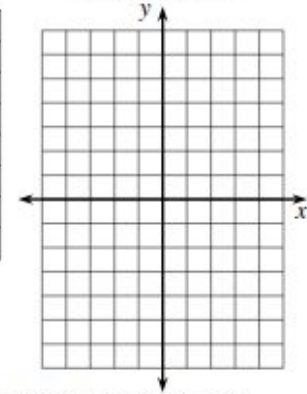
Attributes:

(shape, symmetry, domain and range, maximum, and minimum points, etc.)

Parent Graph Table

x	y
-3	
-2	
-1	
0	
1	
2	
3	

Parent Graph



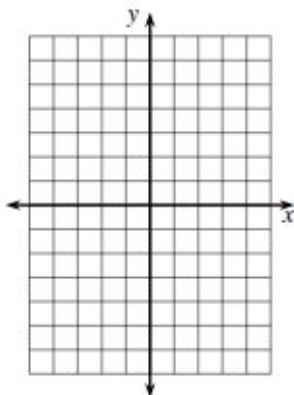
Function Family Graphic Organizer

Function Family:

Parent Function:

Equation of Transformed Function (Graphing Form):

Sketch of Transformed Graph:



The locator point (h, k) is:

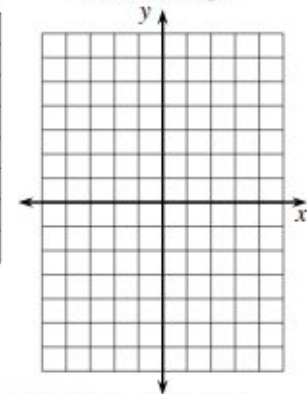
Attributes:

(shape, symmetry, domain and range, maximum, and minimum points, etc.)

Parent Graph Table

x	y
-3	
-2	
-1	
0	
1	
2	
3	

Parent Graph



Math 3/Precalculus
Function Family
Graphic Organizer

Name: _____

Date: _____

Period: B1

G _____

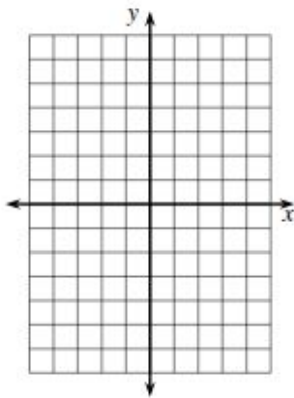
Function Family Graphic Organizer

Function Family:

Parent Function:

Equation of Transformed Function (Graphing Form):

Sketch of Transformed Graph:



The locator point (h, k) is:

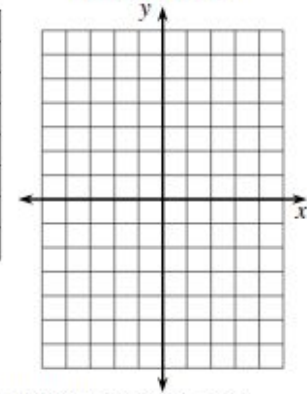
Attributes:

(shape, symmetry, domain and range, maximum, and minimum points, etc.)

Parent Graph Table

x	y
-3	
-2	
-1	
0	
1	
2	
3	

Parent Graph



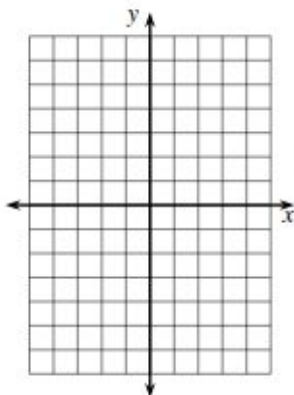
Function Family Graphic Organizer

Function Family:

Parent Function:

Equation of Transformed Function (Graphing Form):

Sketch of Transformed Graph:



The locator point (h, k) is:

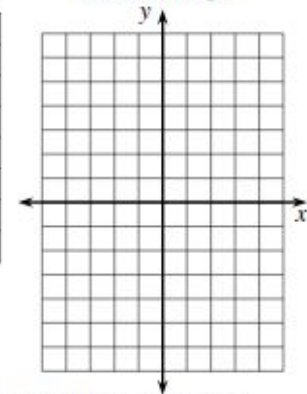
Attributes:

(shape, symmetry, domain and range, maximum, and minimum points, etc.)

Parent Graph Table

x	y
-3	
-2	
-1	
0	
1	
2	
3	

Parent Graph



Math 3/Precalculus
Function Family
Graphic Organizer

Name: _____

Date: _____

Period: B1

G _____

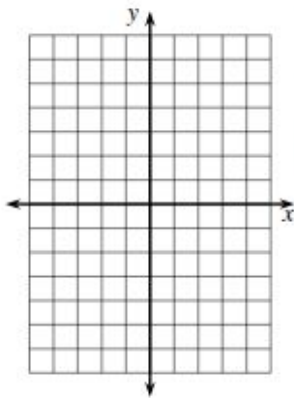
Function Family Graphic Organizer

Function Family:

Parent Function:

Equation of Transformed Function (Graphing Form):

Sketch of Transformed Graph:



The locator point (h, k) is:

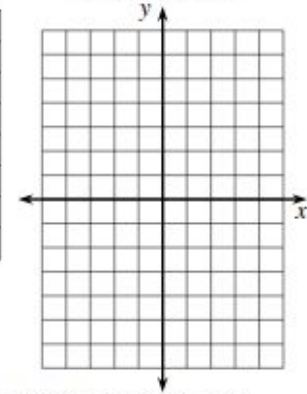
Attributes:

(shape, symmetry, domain and range, maximum, and minimum points, etc.)

Parent Graph Table

x	y
-3	
-2	
-1	
0	
1	
2	
3	

Parent Graph



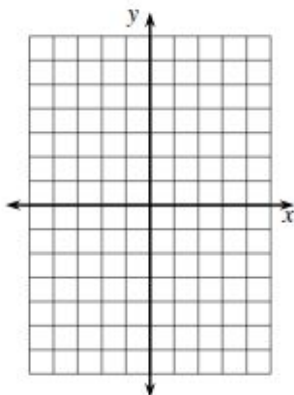
Function Family Graphic Organizer

Function Family:

Parent Function:

Equation of Transformed Function (Graphing Form):

Sketch of Transformed Graph:



The locator point (h, k) is:

Attributes:

(shape, symmetry, domain and range, maximum, and minimum points, etc.)

Parent Graph Table

x	y
-3	
-2	
-1	
0	
1	
2	
3	

Parent Graph

